

Sumi-e Brush Painting

YOU WILL NEED:

- black ink or tempura paint
- water
- brush (oriental-style bamboo brush is best, but any brush with a pointed tip will do)


The secret of sumi-e painting is keeping your brush loaded with paint.

Hold your brush vertically (straight up from the paper).


To create depth, mix the ink with water and start painting what is closest in view and work toward background.

Sumi-e painting relies on the imagination and is impressionistic.


Follow these simple steps to draw a lizard:



1. Draw the long shape of the body, being careful to make a head and tail shape.



2. Add legs.



3. Paint toes on the lizard's legs.